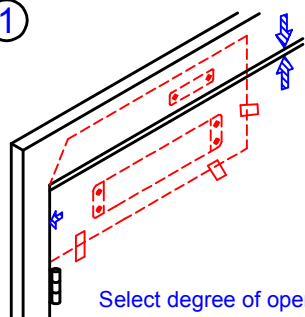
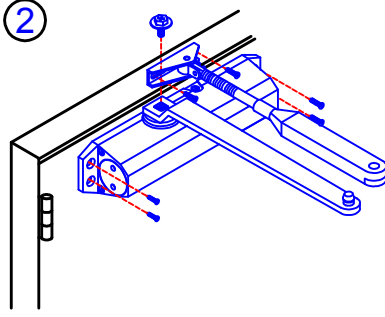


①



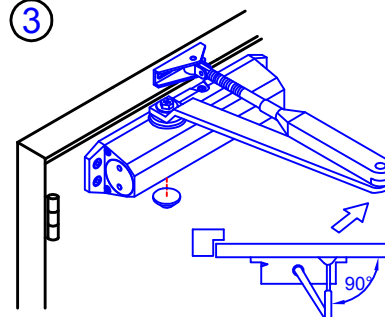
Select degree of opening and size
Use template to mark holes
for closer body and
arm pivot bracket

②



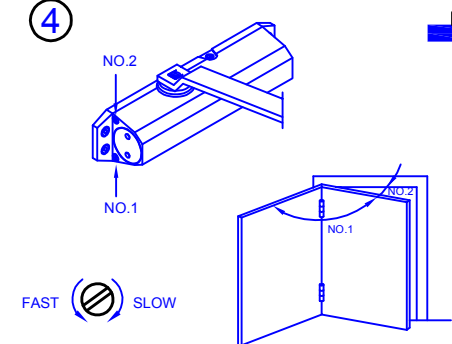
Arm pivot bracket assembly
into position and fix closer
body to the marked holes.

③



Adjust forearm length so that it will be
perpendicular (at a 90° angle) to the door face.

④



Adjust closing speed

